

299 m2

02.0340

428 m2

Elekt.Vert.
14.7m²

Pissoir
5.2m²

WC Herren
10.2m²

Vorplatz
8.9m²

WC Damen
10.2m²

Vorplatz
4.3m²

02.0391
9.7 m²

Elekt.Vert.
14.5m²

02.0342
250 m²

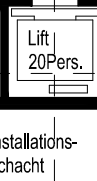
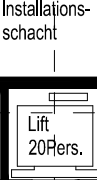
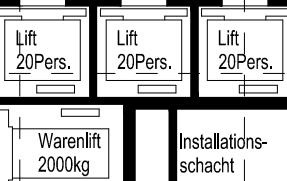
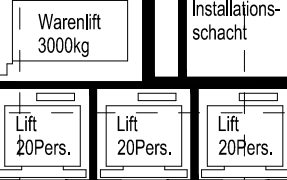
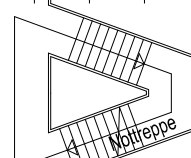
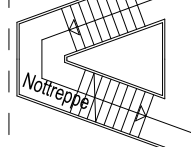
02.0341
79 m²

02.0343
80 m²

Vorplatz
97.5m²

56 m²

290 m²



Leitungs-schacht

Leitungs-schacht

Leitungs-schacht

Leitungs-schacht